

PANORAMA COLLECTION

MESTIZODISEÑO





Panorama collection consists of a family of mirrors abstract shapes and different scales, with the possibility of being conjugated to each other, to achieve different decorative configurations.

Each of them can be hung in all directions; landscape, vertical and oblique; articulated in pairs or in series, The possibilities to reunite and associate them are really abundant

WINDOW Model


size "M"




size "L"



size "M"



DROP Model



PARADOX Model

size "S"  
Hand mirror






## DROP Model "S" Hand mirror



The smallest of the collection is an accessory personal toilet, designed for exclusive use at close range and with great detail definition.





The product is complemented by a cover for its storage and daily protection, which It also distinguishes and enhances the piece.


In order to achieve a certain subtlety of finish is that it is used (exceptionally in this model) as a reflective surface, a thin sheet of 2mm acrylic mirror of thickness cut by laser



## WINDOW Model "M"


Models called "M" have the scale just to be located in narrow sectors, in any position they are attractive and they manage to characterize small spaces.











With elementary geometry, the series manages to form figures that project, that visit the paradoxical; that are sometimes perceived like blocks, with their shadows and semitones and others like windows or holes towards capricious landscapes.

## DROP Model "M"

It stands out for its versatility, distinguishes individually, but it also manages to cover large surfaces when grouped.

In serial configurations, its raster sense it is powered, being able to enhance long corridors and walls.









## PARADOX Model

The up / down and inside / outside, are not clear by moments, but they generate a tempting visual game. A diptych format that stands out with absurd sensations, and allows to be placed in four different senses.









## WINDOW Model "L"

The largest model in the collection, its human scale allows it to adapt to spaces older, managing to compose landscape areas that reflect larger surfaces.







This collection emphasizes formal content,  
proposes a radical aesthetic that takes advantage of the vacuum and  
It projects movement, to reflect another perspective of the usual.

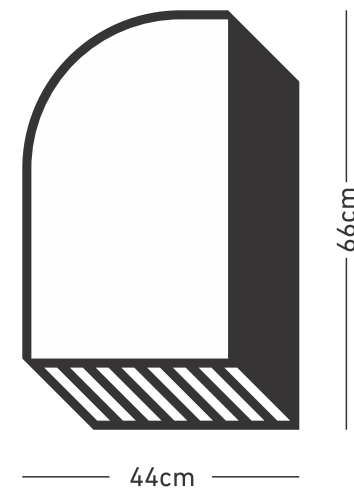




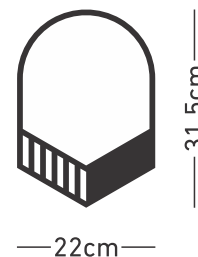
WINDOW Model "M"



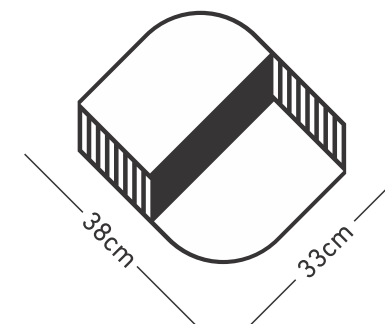
WINDOW Model "L"



DROP "M" Model



PARADOX Model



DROP "S" Model



The collection is presented in four color variables  
 BLACK - PARDO - GRANADA - WHITE matt

Materials: Steel sheet SAE 1010

Epoxy glazing in oven

Glass mirror 3mm

Acrylic mirror 2mm (Drop "S")

